

OXIDE ADDITIVES

It's easy to add colour
when you know how...



Concretes, mortars and renders can be brought to life with the addition of Cement Australia's range of cement colours!

Depth of colours will depend on the colour outcome required, but rest assured that with resistance to UV radiation and weather effects our oxides will provide lasting colour intensity.

* Please note: The swatches here are a guide only, as colour accuracy is limited to the printing process. Refer to packaging for dosage rates. Variances in ingredient volume measurement, mixing, base product ingredients, batch, temperature etc. will vary colours once mixed and dried to substrate. For colour consistency, test a small area first and always ensure same mix is used for following batches when finishing a larger job.

No Waste!

Available in larger and smaller pack sizes to suit the size of your project



**CEMENT
AUSTRALIA®**

Using General Purpose Cement (Grey)

Please note: The swatches here are a guide only, as colour accuracy is limited to the printing process.



SMALL



MEDIUM















PAIL PACK

	Black	300g	1kg	20kg
	Beige	300g	1kg	–
	Tuscany	225g	750g	–
	Sandstone	150g	500g	8kg
	Light Brown	300g	1kg	17kg
	Dark Brown	300g	1kg	20kg
	Red	300g	1kg	20kg
	Marigold	150g	500g	–
	Ocean Green	300g	1kg	–
	Blue	225g	750g	–

TIPS

- ✓ For best results, follow the instructions on the Oxide pack carefully.
- ✓ Always accurately measure all ingredients, including water; and for multiple mixes, always use the same quantities.
- ✓ For lighter, deeper colours use either White or Off White Cement or Render. Black, brown and red work best in Grey Cement.
- ✓ Sand can also affect colour, so source enough sand in one purchase to complete your project.

	LIGHT = 3%		MEDIUM = 6%		DEEP = 10%	
BLACK						
RED						
	DAY 1	DAY 5	DAY 1	DAY 5	DAY 1	DAY 5

The above table is provided as a guide to illustrate the difference in colour saturation of both the ratio of oxide (Light, Medium or Deep) to cement, as well as colour lightening over the first 5 days as the cement cures. Ensure your ratio percentage is based on the cement content only, as oxide will not colour sand or stone.

DID YOU KNOW?

The maximum colour saturation you can achieve is 10% oxide addition of the cement content.

Avoid wastage and weakening of your mix by overdosing on oxide.

For more information as well as Safety and Product Data Sheets call **1300 CEMENT (1300 236 368)** or visit www.cementaustralia.com.au

**CEMENT
AUSTRALIA®**